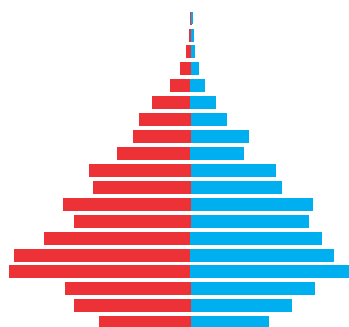


Consumer Pyramids Household Survey

a continuous survey to measure household well-being in India



Consumer Pyramids
India's Largest
Survey of Households

A fast-frequency
portrayal of living
standards of Indian
households

Longitudinal survey

A large panel of sample households surveyed repeatedly over time

Large sample

Over 232,000 households surveyed over 19 waves, of which over 119,000 households surveyed in 19 consecutive waves

Fast-frequency

Entire sample surveyed comprehensively three times each year and data released immediately

Comprehensive coverage

An all-India representative sample based on multi-stage stratified survey design covering over 320 very large, large, medium and small towns and over 3,900 villages

Continuous survey

Began in January 2014 and never stopped since

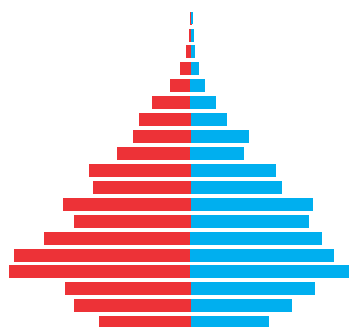
Uninterrupted through lockdown

The only nationally representative household survey to continue operations during Covid-19 lockdown in India



Consumer Pyramids Data Extraction

a service that delivers record-level data from CPHS



Consumer Pyramids
India's Largest
Survey of Households

An awesome
and ongoing
database for
researchers

Millions of observations

3.1 million observations on 232,000 households
and 14.7 million observations of 1.19 million
individuals over 19 waves since 2014

Unique identities

Every household and every individual is
identified by unique codes to follow
them over time

Four components

People of India_{dx}

A moving kaleidoscope of the attributes of
Indian people

Aspirational India_{dx}

Snapshots of household wealth & wants and
comforts & perceptions

Income Pyramids_{dx}

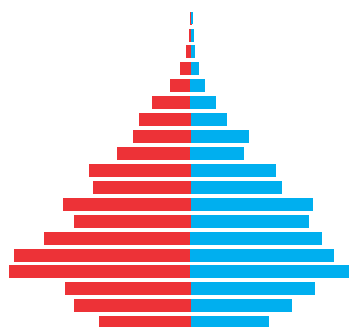
Unravelling India's prosperity, its great middle
class and its poverty

Consumption Pyramids_{dx}

An exploration of consumption spending by
Indian households



Centre for Monitoring Indian Economy Pvt. Ltd.



Consumer Pyramids
India's Largest
Survey of Households

A moving
kaleidoscope
of the attributes
of Indian people

14.7 million observations

Record-level data on over 1.19 million individual residents of India from 19 Waves since 2014 adding upto 14.7 million observations

Identity data

Age, gender, marital status, relation with head of household, education, state-of-origin, religion, caste and migration

Employment data

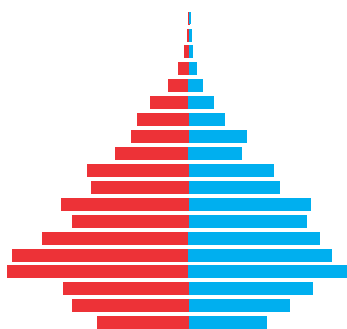
Occupation, industry, employment status, duration, full-time or part-time employment, place of work, formal or informal employment

Time-use data

Average daily time spent by a person on work for an employer or on self-employment, time spent on work for family, work as an unpaid trainee, as a volunteer, on sports, entertainment, travel, learning, religion, etc

Health and finance data

Self-declared health, medication and hospitalisation status and also access to banking, insurance and financial market services



Consumer Pyramids
India's Largest
Survey of Households

Snapshots of
household wealth &
wants and comforts
& perceptions

3.14 million observations

A panel of over 174,000 households is surveyed three times a year adding over half a million observations every year

Assets

Household ownership of a dozen assets, desire to own such assets, declared asset purchases, views on ownership of assets

Investments & debt

Household decisions to save through specific physical and financial instruments and their outstanding borrowings by source and by purpose

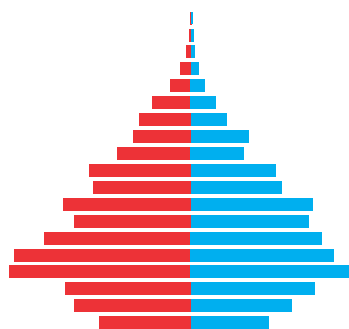
Amenities

Quality of household assessed by material used for roof and floor and by access to toilet, water and electricity

Sentiments

Household perceptions of their current economic well-being and expectations of their own future as also the future of the country

Income Pyramids_{dx}



Consumer Pyramids
India's Largest
Survey of Households

Unravelling India's
prosperity, its great
middle class and its
poverty

12.2 million observations

Monthly earnings from wages and non-wage sources of nearly half a million earning Indians and their households since 2014

Household incomes

Monthly time-series of household income from multiple sources since January 2014 including government and private transfers, rent, business profits, self production for consumption

Household groups

Households readily classified by age, gender, occupation and education composition of household members

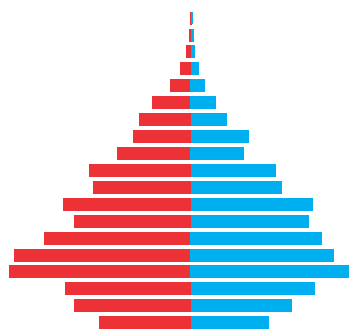
Member incomes

Monthly time-series of individual member incomes from wages, pensions, dividends and interest income since January 2014

Member attributes

Including age, gender, state-of-origin, occupation, religion, caste of individual members

Consumption Pyramids_{dx}



Consumer Pyramids
India's Largest
Survey of Households

An exploration
of consumption
spending by
Indian households

10.1 million observations

The only source of a monthly series of consumption expenditure of Indian households

Monthly expenses

Monthly household expenses of 153 specific expense heads since January 2014 covering all major food and non-food expense heads including expenses on several services

Weekly expenses

Of the 153 expense heads for which monthly data are available, weekly expense snapshots are available three times a year for 27 fast-frequency expenses

Adjusted monthly expenses

Given the superior recall of weekly expenses, adjusted monthly expenses are made available for these 27 expense heads and their corresponding sub-groups and groups